

Township of Branchburg

1077 US HIGHWAY 202 NORTH, BRANCBURG, NJ 08876-3936

TELEPHONE: (908) 526-1300 x158

FAX: (908) 526-7479

www.branchburg.nj.us

OFFICE OF THE FIRE OFFICIAL

APPLICATION FOR CERTIFICATE SMOKE DETECTOR/CARBON MONOXIDE ALARM & PORTABLE FIRE EXTINGUISHER

Date: _____ Block: _____ Lot: _____

Address _____ to _____ be _____ inspected: _____

_____ Year

home _____ built: _____

_____ Current _____ owner's

name: _____ Current owner's address: _____

Telephone numbers: Home: _____ Please check if unlisted Work: _____

Realtor's name: _____

Realtor's telephone number: _____

Purchaser's name: _____

This structure is used as a: One (1) family Two (2) family Townhouse/Condo

This property will be (check one only): Sold Leased to a new tenant / Date of closing: _____

I am hereby making application for a SMOKE/CARBON MONOXIDE ALARM/PORTABLE FIRE EXTINGUISHER COMPLIANCE CERTIFICATE for the above mentioned property. I further hereby certify that the information contained herein is correct. I understand that any false statements will result in the revocation of the certificate and may result in the issuance of penalties up to \$500 per NJAC 5:70-2.12, plus \$500 per NJAC 5:70:12A.

See pages 2 and 3 for Smoke/Carbon Monoxide Detector Placement

Signature: _____ Date: _____

Type or print name: _____

The application fee for a Certificate of Smoke Detector, and Carbon Monoxide Alarm and Portable Fire Extinguisher Compliance (CSDCMAPFEC) as required by N.J.A.C. 5:70-2.3, shall be based upon the time remaining before the change of occupant is expected, as follows:

- Fees and penalties: Request for a CSCDMAC received **more than 10** business days prior to the change of occupant - **\$50.00**
 Request for a CSCDMAC received **four to 10** business days prior to the change of occupant - **\$85.00**
 Request for a CSCDMAC received **fewer than four** business days prior to the change of occupant - **\$140.00**
 * There is a reinspection fee of **\$50.00** for each inspection made after two (2) initial inspections.

Make checks payable to: Branchburg Fire Safety

Mail payment & application form to: Township of Branchburg
Office of the Fire Official
1077 US Highway 202 North
Branchburg, NJ 08876-3936

To schedule your inspection and/or for questions on placement please call 908-526-1300 x158 or deliver in person to the Office of the Fire Official in the Municipal Building.

For Office Use Only

Date Paid: _____ Amount Paid/Collected: _____

Interconnected all floors: Yes No Owner occupied Owner leased

Floors interconnect: Basement 1st 2nd 3rd 4th Qty stories: _____

Number of alarms each floor: Basement _____ 1st _____ 2nd _____ 3rd _____ 4th _____

CO Detector: _____



WHERE TO LOCATE SMOKE DETECTORS:

Smoke detectors shall be installed;

- ① On every level of a residence, (basement, first floor, second floor);
 - ① In the hallway, outside the bedrooms as shown in Figure 1;
 - ① In single floor homes with two separate sleeping areas, two detectors are required, outside each sleeping areas as shown in Figure 2;
 - ① In multi-level homes, detectors are to be located outside sleeping areas and at every finished level of the home as shown in Figure 4;
 - ① Basement level detectors are to be located in close proximity to the bottom of basement stairwells as shown in Figure 3; and
 - ① As required by the UCC when the residential structure obtained a CO from the Construction department.
- Excluding crawl spaces and unfinished attics,

WHERE TO LOCATE CARBON MONOXIDE DETECTORS:

Carbon monoxide detectors shall be installed;

- ① One detector located outside each sleeping area's as shown in figure 2;
- ① Within 10 feet of all bedroom; and
- ① As required by the UCC when the residential structure obtained a CO from the Construction department.

WHERE NOT TO LOCATE DETECTORS:

To avoid false alarms and/or improper operation, avoid installation of smoke detectors in the following areas:

- ① Kitchens-smoke from cooking may cause a nuisance alarm.
- ① Bathrooms-excessive steam from a shower may cause a nuisance alarm.
- ① Near forced air ducts-used for heating or air conditioning-air movement may prevent smoke from reaching detector.
- ① Near furnaces of any type-air and dust movement and normal combustion products may cause a nuisance alarm.
- ① The 4 Inch "Dead Air" space where the ceiling meets the wall, as shown in Figure 5.
- ① The peak of an "A" frame type of ceiling-"Dead Air" at the top may prevent smoke from reaching detector.

Carbon monoxide alarms are to be located in every separate sleeping area per NFPA 720 and manufacturer's recommendations.

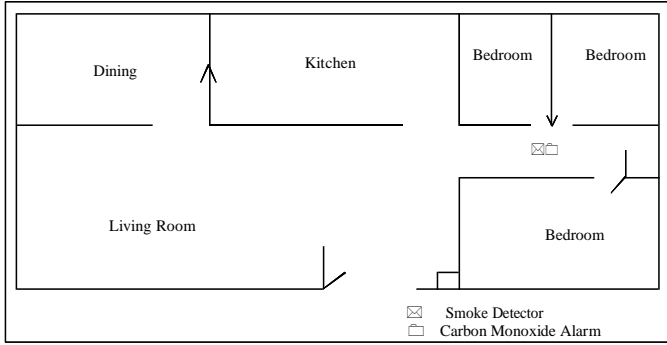
WHERE TO PLACE PORTABLE FIRE EXTINGUISHERS

At least one portable fire extinguisher shall be installed in all one-and two-family detached dwellings upon change of occupancy. A "portable fire extinguisher" shall mean a portable device, carried and operated by hand, containing an extinguishing agent that can be expelled under pressure for the purpose of suppressing or extinguishing fire, and which is:

- ① Listed, labeled, charged, and operable;
- ① Rated for residential use, recommended 2A:10B:C
- ① On hangers, or in brackets supplied by the manufacture;
- ① Within 10 feet of the kitchen area, unless otherwise permitted by the enforcing agency;
- ① Located with the top of the extinguisher not more than five feet (1.53 meters) above the floor;
- ① Visible and in a readily-accessible spot, free from blocking by furniture, storage, equipment, and other items;
- ① Near a room exit or travel way that provides an escape route to the exterior;
- ① Accompanied by an owner's manual or written information regarding the operation, inspection and maintenance of the extinguisher; and
- ① Installed so the operating instructions shall be clearly visible.

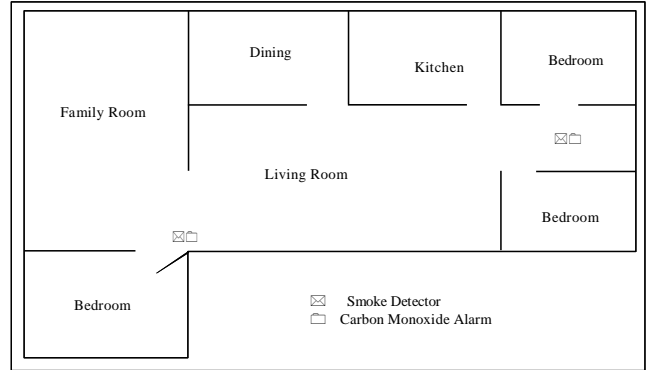
FURTHER INFORMATON ON DETECTOR PLACEMENT:

For further information about smoke detector placement consult the Fire Safety Office 908-526-1300 x158



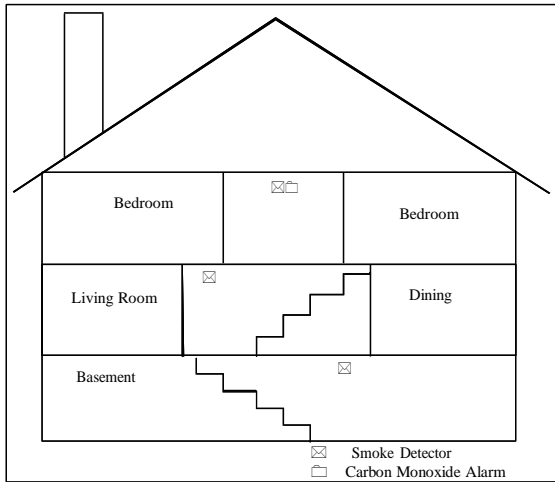
Example of smoke detector/carbon monoxide alarm placement with one sleeping area
 (From NFPA 74 NFPA 720)

Figure 1



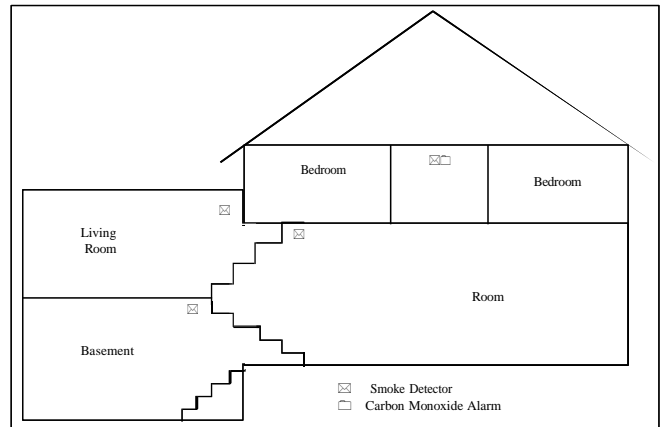
Example of smoke detector/carbon monoxide alarm placement with more than one sleeping area
 (From NFPA 74 NFPA 720)

Figure 2



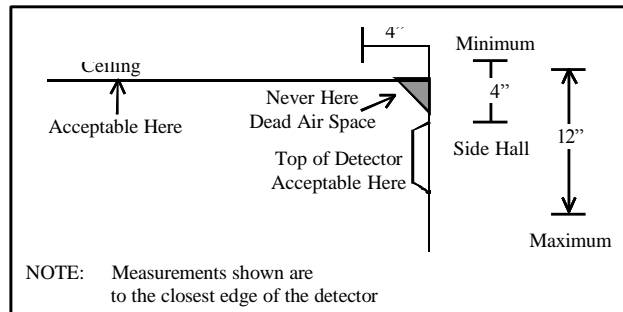
Example of proper mounting of smoke detector/carbon monoxide alarms in standard dwelling
 (From NFPA 74 NFPA 720)

Figure 3



Example of proper mounting of smoke detector/carbon monoxide alarms in multi-level dwelling
 (From NFPA 74 NFPA 720)

Figure 4



Example of proper mounting for smoke detector
 (From NFPA 74 NFPA 720)

Figure 5